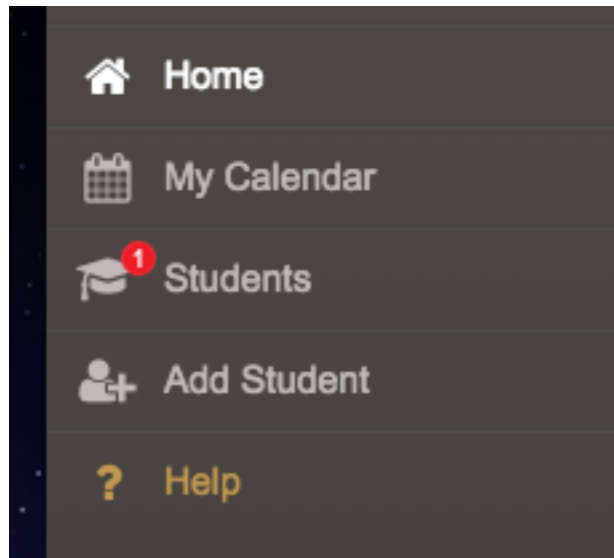


If you have already set up your Parent Portal account, you will be able to access the form by clicking on School Engage in the lower left hand corner of your dashboard (you will need to do this on your computer, as that option is NOT available through the Parent Portal app).

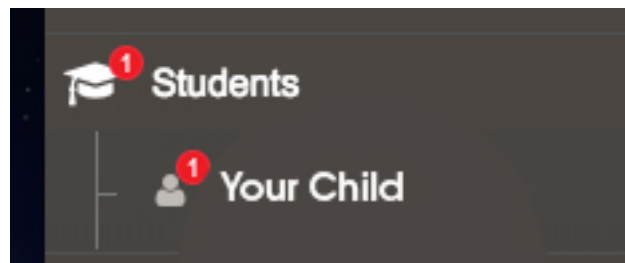


Once you are in School Engage, please do the following:

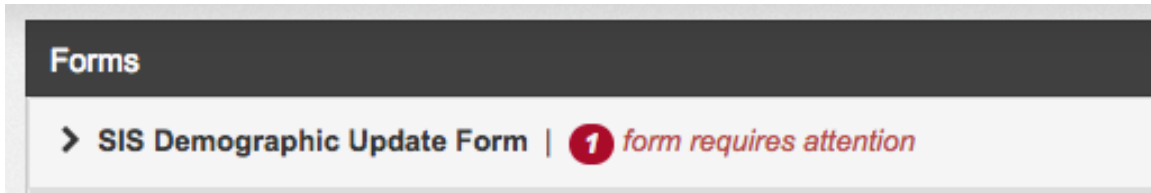
1. Click on Students on the left hand side menu.



2. Click on the name of one of your children.








3. Choose the 2018-2019 SIS Demographic form.



4. Click on the open button (it looks like a computer keyboard and is located on the left).

Edit or Submit Incomplete Forms 1

	CREATED	STATUS		
	05/31/2018 03:10 PM	INCOMPLETE		

5. Fill out the form and click Submit at the end.
6. Repeat the process for your other children (you need to submit a form for each child).

If you have not already set up your Parent Portal account, you will need to do that first. Instructions are available on our website. To set up your account you will need an Access ID and Password for each of your children. Those are available by contacting your child's school.

If you experience difficulty with accessing or filling out the online form, or wish to request a paper copy, please contact your child's school.
